



# LED GLOBE BULBS



## Feature

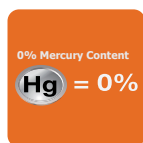
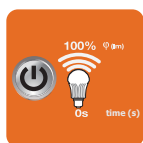
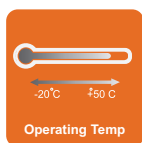
- Pearl white classic globe Shape bulb with smooth light, deliver comfortable light effects with equal light distribution
- Compatible with exciting fixture, 100% to replace incandescent lamps
- Up to 90% energy saving and Long lifespan
- No UV and Mercury free

## Applications

- Widely used to replace incandescent light bulb at indoor fixtures, pendant lamp fitting and other applications.

## Technical Specifications

Part No.	Wattage (W)	Incandescent Equivalent(W)	Voltage	Luminous (lm)	PF	CRI (Ra)	CCT (K)	Beam angle	Socket	Working Temperature( C )
STD G80 12W	12	80	220-240V	1100	0.5	80	3000/4000/6400	240°	E27	-20° ~40°
STD G95 15W	15	100	220-240V	1400	0.5	80	3000/4000/6400	240°	E27	-20° ~40°
STD G120 18W	18	120	220-240V	1700	0.5	80	3000/4000/6400	240°	E27	-20° ~40°
STD G150 24W	24	200	220-240V	2200	0.5	80	3000/4000/6400	240°	E27	-20° ~40°



✘ It can be available for wide voltage

✘ The base cap can be available for B22 / E26

[www.edisunlighting.com](http://www.edisunlighting.com)

