

# LED SPOT LIGHTS



## Features

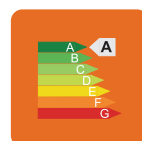
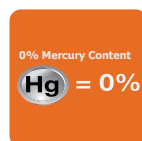
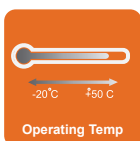
- MR16 LED Lamps provide ambient level light to illuminate hard to maintain applications.
- Increased transformer compatibility allows for operation on a wider range of transformers.
- Instant on light
- Ideal for accent and ambient lighting in retail and hospitality spaces

## Applications

- Hotels restaurants bars cafés
- Lobbies corridors stairwells washrooms reception areas

## Technical Specifications

Part No.	Wattage (W)	Luminous (lm)	PF	CRI (Ra)	Voltage	CCT (K)	Beam angle	Working Temperature( °C )
PRO MR16 5W	5	475	0.5	80	12V	3000/4000/6400	38°	-20° ~ 40°
PRO MR16 6W	6	570	0.5	80	12V	3000/4000/6400	38°	-20° ~ 40°
PRO MR16 7W	7	665	0.5	80	12V	3000/4000/6400	38°	-20° ~ 40°
STD MR16 5W	5	475	0.5	80	12V	3000/4000/6400	120°	-20° ~ 40°
STD MR16 6W	6	570	0.5	80	12V	3000/4000/6400	120°	-20° ~ 40°
STD MR16 7W	7	665	0.5	80	12V	3000/4000/6400	120°	-20° ~ 40°



✳ It also can be available for high voltage.

[www.edisunlighting.com](http://www.edisunlighting.com)

