

LED REFLECTOR BULBS



Features


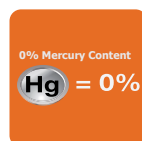
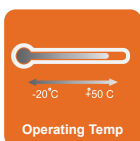
- Suitable for use in enclosed fixtures
- Shatter resistant
- 2 year limited warranty
- Omin-directional lighting distribution
- smooth dimming feature and compatible with a wide variety of dimmers
- 120° beam angle even lighting distribution

Applications

- Widely used to replace incandescent light bulb at indoor fixtures, pendant lamp fitting and other applications.

Technical Specifications

Part No.	Wattage (W)	Incandescent Equivalent(W)	Voltage	Luminous (lm)	CRI (Ra)	CCT (K)	Socket	Beam angle
STD R39 3W	3	25	220-240V	250	80	3000/4000/6400	E14	120°
STD R50 6W	6	40	220-240V	470	80	3000/4000/6400	E14	120°
STD R63 8W	8	50	220-240V	600	80	3000/4000/6400	E27	120°
STD R80 11W	11	60	220-240V	806	80	3000/4000/6400	E27	120°
STD R90 12W	12	75	220-240V	1055	80	3000/4000/6400	E27	120°



✖ It can be available for wide voltage

✖ The base cap can be available for B22 / E26

www.edisunlighting.com

