

LED Recessed Panel



Features

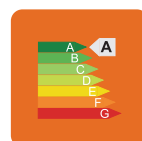
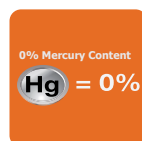
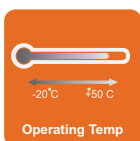
- Ultra Slim, Contemporary & Elegant Design
- Higher Light Transmission Rate
- Exterior shell, cannot be easily damaged
- No infrared, does not attract flies
- Easy to install

Applications

- Office Lighting
- Conference Halls
- Hospitals
- Hotels
- Shopping Malls
- Kitchen and Domestic Lighting

Technical Specifications

Part No.	Wattage (W)	Luminous (lm)	CRI (Ra)	Voltage (V)	CCT (K)	Dimension (mm)	Cutting size
STD SRPL 6W	6	420	80	220-240V	3000/4000/6400	120*120	100*100
STD SRPL 12W	12	1000	80	220-240V	3000/4000/6400	170*170	150*150
STD SRPL 18W	18	1500	80	220-240V	3000/4000/6400	225*225	200*200
STD RRPL 6W	6	420	80	220-240V	3000/4000/6400	120*120	100*100
STD RRPL 12W	12	1000	80	220-240V	3000/4000/6400	170*170	150*150
STD RRPL 18W	18	1500	80	220-240V	3000/4000/6400	225*225	200*200



* It can be available for low voltage

www.edisunlighting.com

