



LED emergency bulb



Features

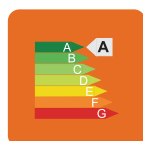
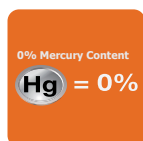
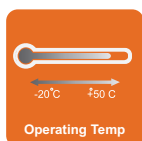
- AC 100-240V power support
- 18650 Lithium battery inside
- After power cut down, the lamp is in emergency status with DC power supply
- lighting time is about 4-6hrs after a full charge

Applications

- indoor / yard park / outdoor bar / restaurant / farm

Technical Specifications

Part No.	Real power	Voltage	PF	Luminous (AC)	Luminous (DC)	Battery capacity	Emergency time
EA60-9W	7.5-8W	100-265V	0.9	700lm	250lm	1800mAH	3H
EA60-9W	7.5-8W	100-265V	0.9	700lm	250lm	2000mAH	4H
EA80-13W	10.5-11W	100-265V	0.9	1080lm	530lm	2600mAH	2.5H



* It can be available for low voltage

www.edisunlighting.com

