

LED BULB G45



Feature

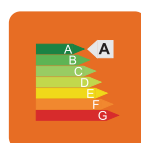
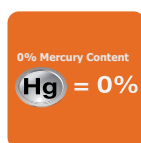
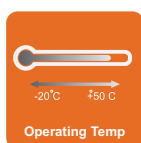
- Pearl white classic LED decorative bulb with smooth light, deliver comfortable light effects with equal light distribution
- Compatible with existing fixture, 100% to replace incandescent lamps
- Up to 90% energy saving and Long lifespan
- No UV and Mercury free

Applications

- Widely used to replace incandescent light bulb at indoor fixtures, pendant lamp fitting and other applications.

Technical Specifications

Part No.	Wattage (W)	Incandescent Equivalent(W)	Voltage (V)	Luminous (lm)	PF	CRI (Ra)	CCT (K)	Beam angle	Working Temperature(°C)
STD G45 4W	4	30	220-240	348	0.5	80	3000/4000/6400	200°	-20° ~ 40°
STD G45 5W	5	40	220-240	435	0.5	80	3000/4000/6400	200°	-20° ~ 40°
STD G45 6W	6	55	220-240	522	0.5	80	3000/4000/6400	200°	-20° ~ 40°
STD G45 7W	7	60	220-240	609	0.5	80	3000/4000/6400	200°	-20° ~ 40°



✘ It can be available for wide voltage.

✘ The base cap can be available for B22 / E14 / E26 / E27

www.edisunlighting.com

