



LED WALL LIGHT

PRODUCT FEATURES

- Suitable for Park, Garden, Hotel, Wall or else
- Simple and elegant design for best decoration
- Eco-Friendly. No lead or mercury. No Hazardous Emissions. No UV or IR Radiation.

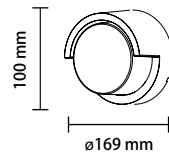
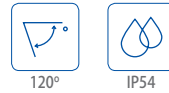


LED Wall Light 12W

Product code F843Y
 Watts 12W
 Input Voltage AC : 85-265V
 Beam Angle 120°
 Shape Round

Neutral White 4200K
 Warm White 3000K

CRI Ra>80
 IP Rating IP54
 Dimension ø169x100 mm
 Body Color Black
 Dimmable NO

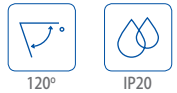


LED Wall Light 6W

Product code WL6-A4
 Watts 6W
 Input Voltage AC : 85-265V
 Beam Angle 120°
 Shape Single Head

Neutral White 4000K
 Warm White 3000K

CRI Ra>80
 IP Rating IP20
 Dimension 110x54x97
 Body Color Black/Grey/White
 Dimmable NO


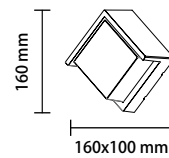
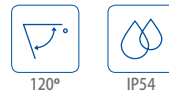


LED Wall Light 12W

Product code F843F
 Watts 12W
 Input Voltage AC : 85-265V
 Beam Angle 120°
 Shape Square

Neutral White 4200K
 Warm White 3000K

CRI Ra>80
 IP Rating IP54
 Dimension 160x160x100 mm
 Body Color Black
 Dimmable NO

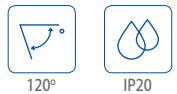


LED Wall Light 2x6W

Product code WL12-A2
 Watts 12W
 Input Voltage AC : 85-265V
 Beam Angle 120°
 Shape Double Head

Neutral White 4000K
 Warm White 3000K

CRI Ra>80
 IP Rating IP20
 Dimension 221x54x97mm
 Body Color Black/Grey/White
 Dimmable NO

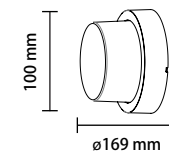
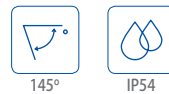


LED Wall Light 12W

Product code F843Y
 Watts 12W
 Input Voltage AC : 85-265V
 Beam Angle 145°
 Shape Round

Neutral White 4200K
 Warm White 3000K

CRI Ra>80
 IP Rating IP54
 Dimension ø169x100 mm
 Body Color Black
 Dimmable NO



LED WALL LIGHT 8W

Product code WL5201
 Watts 8W
 Input Voltage AC : 85-265V
 Beam Angle 120°
 Shape barrel

White Light 6500K
 Neutral White 4000K
 Warm White 3000K

CRI Ra>80
 IP Rating IP20
 Dimension 120x140x120mm
 Body Color Black/White/Grey
 Material Aluminium+PC

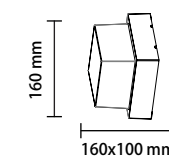
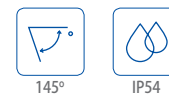


LED Wall Light 12W

Product code F843F
 Watts 12W
 Input Voltage AC : 85-265V
 Beam Angle 145°
 Shape Square

Neutral White 4200K
 Warm White 3000K

CRI Ra>80
 IP Rating IP54
 Dimension 160x160x100 mm
 Body Color Black
 Dimmable NO

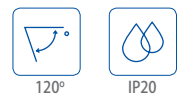


LED WALL LIGHT 24W

Product code WL5301
 Watts 24W
 Input Voltage AC : 85-265V
 Beam Angle 120°
 Shape barrel

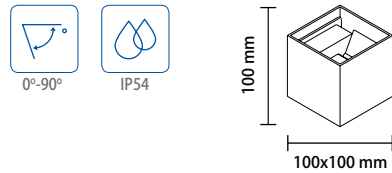
White Light 6500K
 Neutral White 4000K
 Warm White 3000K

CRI Ra>80
 IP Rating IP20
 Dimension 390x100x100mm
 Body Color Black/White/Grey
 Material Aluminium+PC





**LED Wall Light
6W**




Product code DS2002
 Watts 6W
 Input Voltage AC : 85-265V
 Beam Angle 0°-90°
 Shape Square

CRI Ra>80
 IP Rating IP54
 Dimension 100x100 mm
 Body Colors White/Black/Grey
 Dimmable NO

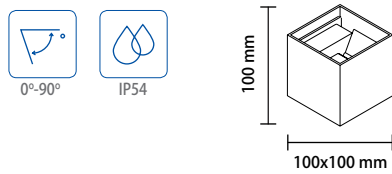
WHITE
 Neutral White 4000K
 Warm White 3000K

BLACK
 Neutral White 4000K
 Warm White 3000K

GREY
 Neutral White 4000K
 Warm White 3000K



**LED Wall Light
12W**




Product code DS2002
 Watts 12W
 Input Voltage AC : 85-265V
 Beam Angle 0°-90°
 Shape Square

CRI Ra>80
 IP Rating IP54
 Dimension 100x100 mm
 Body Colors White/Black/Grey
 Dimmable NO

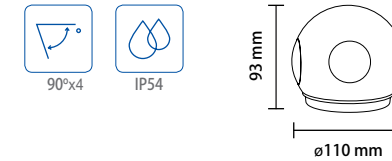
WHITE
 Neutral White 4000K
 Warm White 3000K

BLACK
 Neutral White 4000K
 Warm White 3000K

GREY
 Neutral White 4000K
 Warm White 3000K



**LED Wall Light
4x3W-4 Beam**



Product code WL4-A1
 Watts 4x3W
 Input Voltage AC : 85-265V
 Beam Angle 90°x4
 Shape Round

CRI Ra>80
 IP Rating IP54
 Dimension ø110x93 mm
 Body Colors White/Black/Grey
 Dimmable NO

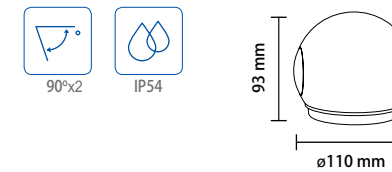
WHITE
 Neutral White 4000K
 Warm White 3000K

BLACK
 Neutral White 4000K
 Warm White 3000K

GREY
 Neutral White 4000K
 Warm White 3000K



**LED Wall Light
2x3W-2 Beam**



Product code WL6-A5
 Watts 2x3W
 Input Voltage AC : 85-265V
 Beam Angle 90°x2
 Shape Round

CRI Ra>80
 IP Rating IP54
 Dimension ø110x93 mm
 Body Colors White/Black/Grey
 Dimmable NO

WHITE
 Neutral White 4000K
 Warm White 3000K

BLACK
 Neutral White 4000K
 Warm White 3000K

GREY
 Neutral White 4000K
 Warm White 3000K

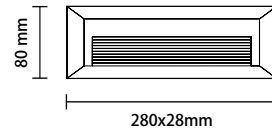
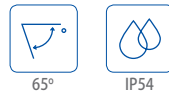
LED STEP LIGHT
3W Rectangular



Product code D692
Watts 3W
Input Voltage AC : 85-265V
Beam Angle 65°
Shape Rectangular

Neutral White 4200K
Warm White 3000K

CRI Ra>80
IP Rating IP54
Dimension 280x280x28 mm
Body Color Black
Dimmable NO



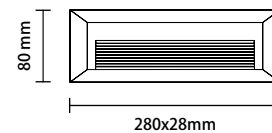
LED STEP LIGHT
3W Rectangular



Product code D692
Watts 3W
Input Voltage AC : 85-265V
Beam Angle 65°
Shape Rectangular

Neutral White 4200K
Warm White 3000K

CRI Ra>80
IP Rating IP54
Dimension 280x280x28 mm
Body Color White
Dimmable NO



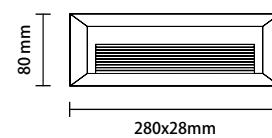
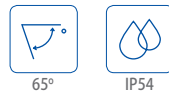
LED STEP LIGHT
3W Rectangular



Product code D692
Watts 3W
Input Voltage AC : 85-265V
Beam Angle 65°
Shape Rectangular

Neutral White 4200K
Warm White 3000K

CRI Ra>80
IP Rating IP54
Dimension 280x280x28 mm
Body Color Grey
Dimmable NO



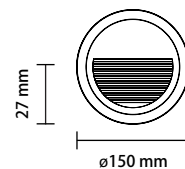
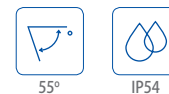
LED STEP LIGHT
6W/12W Round



Product code F209T
Watts 6W/12W
Input Voltage AC : 85-265V
Beam Angle 55°
Shape Round

Neutral White 4200K
Warm White 3000K

CRI Ra>80
IP Rating IP54
Dimension ø150x27 mm
Body Color Black/Grey/White
Dimmable NO



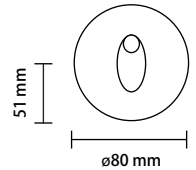
LED STEP LIGHT
3W Round



Product code F706
Watts 3W
Input Voltage AC : 85-265V
Beam Angle 34°
Shape Round

Neutral White 4200K
Warm White 3000K

CRI Ra>80
IP Rating IP20
Dimension ø80x51 mm
Body Color White
Dimmable NO



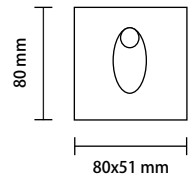
LED STEP LIGHT
3W Square



Product code F707
Watts 3W
Input Voltage AC : 85-265V
Beam Angle 34°
Shape Square

Neutral White 4200K
Warm White 3000K

CRI Ra>80
IP Rating IP20
Dimension 80x80x51 mm
Body Color White
Dimmable NO



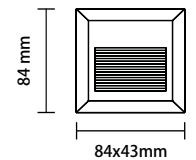
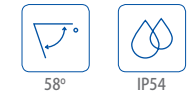
LED STEP LIGHT
3W Square



Product code D693
Watts 3W
Input Voltage AC : 85-265V
Beam Angle 58°
Shape Square

Neutral White 4200K

CRI Ra>80
IP Rating IP54
Dimension 84x27 mm
Body Color White
Dimmable NO



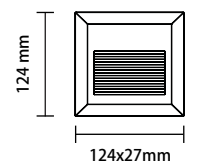
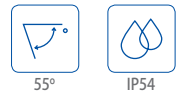
LED STEP LIGHT
6W/12W Square



Product code F209F
Watts 6W/12W
Input Voltage AC : 85-265V
Beam Angle 55°
Shape Square

Neutral White 4200K
Warm White 3000K

CRI Ra>80
IP Rating IP54
Dimension 124x124x27 mm
Body Color Black/Grey/White
Dimmable NO





Stainless Steel



Stainless Steel

Wall Lamp Fitting
E27 Holder

Product code GD1-A1
Socket E27
Input Voltage AC : 85-265V
Material Aluminium

IP Rating IP44
Dimension 303x100x91 mm
Body Colors Stainless Steel
Max Power 16W



LED Wall Light Fitting
GU10 Socket

Product code WL2-A3
Socket GU10
Input Voltage AC : 85-265V
Material Aluminium

IP Rating IP44
Dimension 100x66x92 mm
Body Colors Black/White/Silver
Max Power 35W



Black Body
White Body
Silver Body



Wall Lamp Fitting
E27 Holder

Product code WL1-A1
Socket E27
Input Voltage AC : 85-265V
Material Aluminium+Glass

IP Rating IP44
Dimension 245x180x93 mm
Body Colors Black/White
Max Power 60W



Black Body
White Body



LED Wall Light Fitting
Two GU10 Sockets

Product code F810
Socket 2xGU10
Input Voltage AC : 85-265V
Material Aluminium

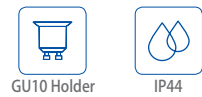
IP Rating IP44
Dimension 92x68x150 mm
Body Colors Black/White/Silver
Max Power 2x35W



Black Body
White Body
Silver Body



**LED Wall Light Fitting
GU10 Socket**



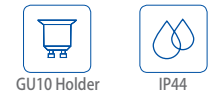
Product code F809Y
Socket GU10
Input Voltage AC : 85-265V
Material Aluminium

IP Rating IP44
Dimension 92x68x80 mm
Body Colors Black/White/Silver/Polished
Max Power 35W

Black Body
White Body
Silver Body
Polished



**LED Wall Light Fitting
GU10 Socket**



Product code F810
Socket GU10
Input Voltage AC : 85-265V
Material Aluminium

IP Rating IP44
Dimension 100x66x92 mm
Body Colors Black/White/Grey
Max Power 35W

Black Body
White Body
Grey Body



**LED Wall Light Fitting
Two GU10 Sockets**



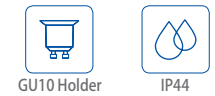
Product code F809Y-2
Socket 2xGU10
Input Voltage AC : 85-265V
Material Aluminium

IP Rating IP44
Dimension 92x68x150 mm
Body Colors Black/White/Silver/Polished
Max Power 2x35W

Black Body
White Body
Silver Body
Polished



**LED Wall Light Fitting
Two GU10 Sockets**



Product code F811
Socket 2xGU10
Input Voltage AC : 85-265V
Material Aluminium

IP Rating IP44
Dimension 92x68x150 mm
Body Colors Black/White/Grey
Max Power 2x35W

Black Body
White Body
Grey Body



**LED WALL LIGHT
2x6W**



Product code WL2302
Watts 2x6W
Input Voltage AC : 220-240V

CRI Ra>80
IP Rating IP54
Material Aluminium+Glass
Body Color Black

White Light 6500K
Neutral White 4000K
Warm White 3000K



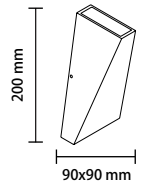
**LED Wall Light
6W**



Product code WL6-A3
Watts 6W
Input Voltage AC : 220-240V
Beam Angle Up 15°-Down 90°
Shape Triangle

CRI Ra>80
IP Rating IP20
Dimension 90x90x200mm
Body Color Black/Grey/White
Dimmable NO

Neutral White 4200K
Warm White 3000K



**LED WALL LIGHT
6W/12W**



Product code WL2301
Watts 6W/12W
Input Voltage AC : 220-240V

CRI Ra>80
IP Rating IP54
Material Aluminium+Glass
Body Color Black/White/Grey

White Light 6500K
Neutral White 4000K
Warm White 3000K



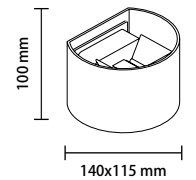
**LED Wall Light
6W**



Product code WL6-A2
Watts 6W
Input Voltage AC : 220-240V
Beam Angle 0°- 90°
Shape Round

CRI Ra>80
IP Rating IP54
Dimension 140x115x100mm
Body Color Black/Grey/White
Dimmable NO

Neutral White 4000K
Warm White 3000K



**LED WALL LIGHT
10W**



Product code F666
Watts 10W
Input Voltage AC : 85-265V
Dimension 160x45x200mm
Shape Square

CRI Ra>80
IP Rating IP54
Body Color Black
Material Aluminium+PC

White Light 6500K
Neutral White 4000K
Warm White 3000K



**LED WALL LIGHT
2x6W**



Product code F813
Watts 2x6W
Input Voltage AC : 85-265V
Shape Square

CRI Ra>80
IP Rating IP54
Dimension 175x90x35mm
Body Color Black/White
Material Aluminium+Glass

White Light 6500K
Neutral White 4000K
Warm White 3000K



**LED WALL LIGHT
10W/18W**



Product code F2336
 Watts 10W/18W
 Voltage AC : 85-265V
 Dimension 160x90x77mm
 CRI Ra>80
 IP Rating IP54
 Material Aluminium+PC
 Body Color Black

White Light 6500K
 Neutral White 4000K
 Warm White 3000K



**LED WALL LIGHT
7W**



Product code F833
 Watts 7W
 Input Voltage AC : 85-265V
 Dimension 305x90x140
 CRI Ra>80
 IP Rating IP54
 Material Aluminium+PC
 Body Color Black

White Light 6500K
 Neutral White 4000K
 Warm White 3000K



**LED WALL LIGHT
10W**



Product code F878F
 Watts 10W
 Voltage AC : 85-265V
 Dimension 160x90x77mm
 CRI Ra>80
 IP Rating IP65
 Material Aluminium+PC
 Body Color Black

White Light 6500K
 Neutral White 4000K
 Warm White 3000K



**LED WALL LIGHT
12W**



Product code F841
 Watts 12W
 Input Voltage AC : 85-265V
 Dimension 150x150x260mm
 CRI Ra>80
 IP Rating IP54
 Material Aluminium+PC
 Body Color Black

White Light 6500K
 Neutral White 4000K
 Warm White 3000K



**LED WALL LIGHT
10W**



Product code F848
 Watts 10W
 Input Voltage AC : 85-265V
 Dimension 138x230x47mm
 CRI Ra>80
 IP Rating IP65
 Material Aluminium+PC
 Body Color Black

White Light 6500K
 Neutral White 4000K
 Warm White 3000K




**LED STEP LIGHT
5W**



Product code F837
 Watts 5W
 Input Voltage AC : 85-265V
 Dimension 320x225x245mm
 CRI Ra>80
 IP Rating IP54
 Material Aluminium+PC
 Body Color Black

White Light 6500K
 Neutral White 4000K
 Warm White 3000K



LED WALL LIGHT
2x3W



Product code	F813C-1	CRI	Ra>80
Watts	2x3W	IP Rating	IP65
Voltage	85-265V	Material	Die-cast Aluminium
Dimension	80x70x36mm	Body Color	Black/Grey/White

White Light ■ 6000K
 Neutral White ■ 4200K
 Warm White ■ 3000K
 Red / Green / Blue / RGB



LED WALL LIGHT
8x3W



Product code	F813C-4	CRI	Ra>80
Watts	8x3W	IP Rating	IP65
Voltage	85-265V	Material	Die-cast Aluminium
Dimension	220x95x50mm	Body Color	Black/Grey/White

White Light ■ 6000K
 Neutral White ■ 4200K
 Warm White ■ 3000K
 Red / Green / Blue / RGB



LED WALL LIGHT
4x3W



Product code	F813C-2	CRI	Ra>80
Watts	4x3W	IP Rating	IP65
Voltage	85-265V	Material	Die-cast Aluminium
Dimension	120x92x38mm	Body Color	Black/Grey/White

White Light ■ 6000K
 Neutral White ■ 4200K
 Warm White ■ 3000K
 Red / Green / Blue / RGB



LED WALL LIGHT
12x3W



Product code	F813C-6	CRI	Ra>80
Watts	12x3W	IP Rating	IP65
Voltage	85-265V	Material	Die-cast Aluminium
Dimension	300x95x50mm	Body Color	Black/Grey/White

White Light ■ 6000K
 Neutral White ■ 4200K
 Warm White ■ 3000K
 Red / Green / Blue / RGB



LED WALL LIGHT
6x3W



Product code	F813C-3	CRI	Ra>80
Watts	6x3W	IP Rating	IP65
Voltage	85-265V	Material	Die-cast Aluminium
Dimension	185x95x40mm	Body Color	Black/Grey/White

White Light ■ 6000K
 Neutral White ■ 4200K
 Warm White ■ 3000K
 Red / Green / Blue / RGB



LED WALL LIGHT
16x3W



Product code	F813C-8	CRI	Ra>80
Watts	16x3W	IP Rating	IP65
Voltage	85-265V	Material	Die-cast Aluminium
Dimension	400x95x50mm	Body Color	Black/Grey/White


White Light ■ 6000K
 Neutral White ■ 4200K
 Warm White ■ 3000K
 Red / Green / Blue / RGB



**LED WALL LIGHT
2x3W**

Product code 5008A CRI Ra>80
Watts 2x3W IP Rating IP65
Voltage 85-265V Material Die-cast Aluminium
Dimension 145x98x47mm Body Color Black/Grey/White

White Light 6000K
Neutral White 4200K
Warm White 3000K



**LED WALL LIGHT
2x7W**

Product code F809Y CRI Ra>80
Watts 2x7W IP Rating IP65
Voltage 85-265V Material Die-cast Aluminium
Dimension 200x100x100mm Body Color Black/Grey/White

White Light 6000K
Neutral White 4200K
Warm White 3000K



**LED WALL LIGHT
2x3W**

Product code 5008B CRI Ra>80
Watts 2x3W IP Rating IP65
Voltage 85-265V Material Die-cast Aluminium
Dimension 145x98x55mm Body Color Black/Grey/White

White Light 6000K
Neutral White 4200K
Warm White 3000K



**LED WALL LIGHT
6W/10W**

Product code F883-1 CRI Ra>80
Watts 6W/10W IP Rating IP65
Voltage 85-265V Material Die-cast Aluminium
Dimension 158/260x61x100mm Body Color Black/Grey/White

White Light 6000K
Neutral White 4200K
Warm White 3000K



**LED WALL LIGHT
2x3W**

Product code 5008B CRI Ra>80
Watts 2x3W IP Rating IP65
Voltage 85-265V Material Die-cast Aluminium
Dimension 145x98x55mm Body Color Black/Grey/White

White Light 6000K
Neutral White 4200K
Warm White 3000K



**LED WALL LIGHT
2x6W/2x10W**

Product code F883-2 CRI Ra>80
Watts 2x6W/2x10W IP Rating IP65
Voltage 85-265V Material Die-cast Aluminium
Dimension 158/260x61x100mm Body Color Black/Grey/White

White Light 6000K
Neutral White 4200K
Warm White 3000K



**LED WALL LIGHT
4x3W**

Product code 5008B-4 CRI Ra>80
Watts 4x3W IP Rating IP65
Voltage 85-265V Material Die-cast Aluminium
Dimension 109x109x62mm Body Color Black/Grey/White

White Light 6000K
Neutral White 4200K
Warm White 3000K



**LED WALL LIGHT
3W**

Product code F93A CRI Ra>80
Watts 3W IP Rating IP65
Voltage 85-265V Material Die-cast Aluminium
Dimension ϕ 145 Body Color Black/Grey/White

White Light 6000K
Neutral White 4200K
Warm White 3000K





**LED WALL LIGHT
5W**

Product code 1031A CRI Ra>80
Watts 5W IP Rating IP65
Voltage 85-265V Material Die-cast Aluminium
Dimension 100x90x90mm Body Color Black/Grey/White

White Light 6000K
Neutral White 4200K
Warm White 3000K



**LED WALL LIGHT
7W**

Product code F879-1 CRI Ra>80
Watts 7W IP Rating IP65
Voltage 85-265V Material Die-cast Aluminium
Dimension 165x130x47mm Body Color Black/Grey/White

White Light 6000K
Neutral White 4200K
Warm White 3000K



**LED WALL LIGHT
2x5W**

Product code 1032A CRI Ra>80
Watts 2x5W IP Rating IP65
Voltage 85-265V Material Die-cast Aluminium
Dimension 100x90x135mm Body Color Black/Grey/White

White Light 6000K
Neutral White 4200K
Warm White 3000K



**LED WALL LIGHT
2x7W**

Product code F879-2 CRI Ra>80
Watts 2x7W IP Rating IP65
Voltage 85-265V Material Die-cast Aluminium
Dimension 240x130x47mm Body Color Black/Grey/White

White Light 6000K
Neutral White 4200K
Warm White 3000K



**LED WALL LIGHT
5W**

Product code 1033A CRI Ra>80
Watts 5W IP Rating IP65
Voltage 85-265V Material Die-cast Aluminium
Dimension 100x90x90mm Body Color Black/Grey/White

White Light 6000K
Neutral White 4200K
Warm White 3000K



**LED WALL LIGHT
3W**

Product code F486 CRI Ra>80
Watts 3W IP Rating IP65
Voltage 85-265V Material Die-cast Aluminium
Dimension 60x130x250mm Body Color Black/Grey/White

White Light 6000K
Neutral White 4200K
Warm White 3000K



**LED WALL LIGHT
2x5W**

Product code 1034A CRI Ra>80
Watts 2x5W IP Rating IP65
Voltage 85-265V Material Die-cast Aluminium
Dimension 100x90x135mm Body Color Black/Grey/White

White Light 6000K
Neutral White 4200K
Warm White 3000K



**LED WALL LIGHT
3x1W**

Product code F487 CRI Ra>80
Watts 3x1W IP Rating IP65
Voltage 85-265V Material Die-cast Aluminium
Dimension 65x120x260mm Body Color Black/Grey/White

White Light 6000K
Neutral White 4200K
Warm White 3000K





LED WALL LIGHT
10W/12W/24W

Product code F003-1
 Watts 10W/12W/24W
 Voltage 85-265V
 Dimension 220x75mm
 CRI Ra>80
 IP Rating IP65
 Material Die-cast Aluminium
 Body Color Black/Grey/White

White Light 6000K
 Neutral White 4200K
 Warm White 3000K



LED WALL LIGHT
8W/15+7W

Product code F004-1
 Watts 8W/15+7W
 Voltage 85-265V
 Dimension 145x145x65mm
 CRI Ra>80
 IP Rating IP54
 Material Die-cast Aluminium
 Body Color Black/Grey/White

White Light 6000K
 Neutral White 4200K
 Warm White 3000K



LED WALL LIGHT
10W/12W/24W

Product code F003-5
 Watts 10W/12W/24W
 Voltage 85-265V
 Dimension 220x75mm
 CRI Ra>80
 IP Rating IP65
 Material Die-cast Aluminium
 Body Color Black/Grey/White

White Light 6000K
 Neutral White 4200K
 Warm White 3000K



LED WALL LIGHT
15+7W

Product code F004-5
 Watts 15+7W
 Voltage 85-265V
 Dimension 270x270x80mm
 CRI Ra>80
 IP Rating IP54
 Material Die-cast Aluminium
 Body Color Black/Grey/White

White Light 6000K
 Neutral White 4200K
 Warm White 3000K



LED WALL LIGHT
12W/24W

Product code F003-3
 Watts 12W/24W
 Voltage 85-265V
 Dimension 220x75mm
 CRI Ra>80
 IP Rating IP65
 Material Die-cast Aluminium
 Body Color Black/Grey/White

White Light 6000K
 Neutral White 4200K
 Warm White 3000K



LED WALL LIGHT
8W/15+7W

Product code F004-2
 Watts 8W/15+7W
 Voltage 85-265V
 Dimension 270x270x80mm
 CRI Ra>80
 IP Rating IP54
 Material Die-cast Aluminium
 Body Color Black/Grey/White

White Light 6000K
 Neutral White 4200K
 Warm White 3000K



LED WALL LIGHT
10W/12W/24W

Product code F003-4
 Watts 10W/12W/24W
 Voltage 85-265V
 Dimension 220x75mm
 CRI Ra>80
 IP Rating IP65
 Material Die-cast Aluminium
 Body Color Black/Grey/White

White Light 6000K
 Neutral White 4200K
 Warm White 3000K



LED WALL LIGHT
8W/15+7W

Product code F004-4
 Watts 8W/15+7W
 Voltage 85-265V
 Dimension 270x270x80mm
 CRI Ra>80
 IP Rating IP54
 Material Die-cast Aluminium
 Body Color Black/Grey/White

White Light 6000K
 Neutral White 4200K
 Warm White 3000K





LED WALL LIGHT
Max 2x35W

Product code MD2146
Watts MAX 2x35W
Voltage 220-240V
Dimension 200x60x195mm

IP Rating IP44
Material Stainless steel+Glass
Body Color Silver



White Light 6000K
Neutral White 4200K
Warm White 3000K



LED WALL LIGHT
Max 15W

Product code KH1845-E27
Watts Max 15W
Voltage 220-240V
Dimension 138x110x270mm

IP Rating IP44
Material Aluminium+PC
Body Color Black



White Light 6000K
Neutral White 4200K
Warm White 3000K



LED WALL LIGHT
Max 60W

Product code MD1147
Watts MAX 60W
Voltage 220-240V
Dimension 210x170x320mm

IP Rating IP44
Material Stainless steel+PC
Body Color Silver



White Light 6000K
Neutral White 4200K
Warm White 3000K



LED WALL LIGHT
Max 6W

Product code KH1845-G9
Watts Max 6W
Voltage 220-240V
Dimension 138x110x270mm

IP Rating IP44
Material Aluminium+PC
Body Color Black



White Light 6000K
Neutral White 4200K
Warm White 3000K



LED WALL LIGHT
Max 60W

Product code MD1148
Watts MAX 60W
Voltage 220-240V
Dimension 205x230x230mm

IP Rating IP44
Material Stainless steel+PC
Body Color Silver



White Light 6000K
Neutral White 4200K
Warm White 3000K



LED WALL LIGHT
Max 12.4W

Product code KH1846
Watts Max 12.4W
Voltage 220-240V
Dimension 138x110x270mm

IP Rating IP44
Material Aluminium+PC
Body Color Black



White Light 6000K
Neutral White 4200K
Warm White 3000K



LED WALL LIGHT
Max 9.6W

Product code KH1845
Watts Max 9.6W
Voltage 220-240V
Dimension 138x110x270mm

IP Rating IP44
Material Aluminium+PC
Body Color Black



White Light 6000K
Neutral White 4200K
Warm White 3000K



LED WALL LIGHT
Max 6W

Product code KH1846-G9
Watts Max 6W
Voltage 220-240V
Dimension 138x110x270mm

IP Rating IP44
Material Aluminium+PC
Body Color Black



White Light 6000K
Neutral White 4200K
Warm White 3000K



LED WALL LIGHT
Max 35W

Product code MD2116
Watts Max 35W
Voltage 220-240V
Dimension 95x66x100mm

IP Rating IP54
Material Die-cast Aluminium
Body Color Black



White Light 6000K
Neutral White 4200K
Warm White 3000K



LED WALL LIGHT
Max 15W

Product code MD1773E WU
Watts Max 15W
Voltage 220-240V
Dimension 120x120x374mm

IP Rating IP54
Material Stainless steel+PC
Body Color Silver



White Light 6000K
Neutral White 4200K
Warm White 3000K



LED WALL LIGHT
Max 35W

Product code MD2116-PIR
Watts Max 35W
Voltage 220-240V
Dimension 93x66x160mm

IP Rating IP54
Material Die-cast Aluminium
Body Color Black



White Light 6000K
Neutral White 4200K
Warm White 3000K



LED WALL LIGHT
Max 15W

Product code MD1773E AWU
Watts Max 15W
Voltage 220-240V
Dimension 155x120x270mm

IP Rating IP54
Material Stainless steel+PC
Body Color Silver



White Light 6000K
Neutral White 4200K
Warm White 3000K



LED WALL LIGHT
6W

Product code MD2122
Watts 6W
Voltage 220-240V
Dimension 89x89x90mm

IP Rating IP54
Material Die-cast Aluminium
Body Color Black



White Light 6000K
Neutral White 4200K
Warm White 3000K



LED WALL LIGHT
Max 15W

Product code MD1773E PSH0.5
Watts Max 15W
Voltage 220-240V
Dimension 120x120x500mm

IP Rating IP54
Material Stainless steel+PC
Body Color Silver



White Light 6000K
Neutral White 4200K
Warm White 3000K



LED WALL LIGHT
6W

Product code MD2123
Watts 6W
Voltage 220-240V
Dimension 89x89x90mm

IP Rating IP54
Material Die-cast Aluminium
Body Color Black



White Light 6000K
Neutral White 4200K
Warm White 3000K



LED WALL LIGHT
Max 15W

Product code MD1773E PSH0.8
Watts Max 15W
Voltage 220-240V
Dimension 120x120x800mm

IP Rating IP54
Material Stainless steel+PC
Body Color Silver



White Light 6000K
Neutral White 4200K
Warm White 3000K